

Southeast Bank Limited and its Subsidiaries
Consolidated Balance Sheet
as at 30 September 2019

	Provisional and unaudited	
	30 Sep 2019	31 Dec 2018
	Taka	Taka
PROPERTY AND ASSETS		
Cash		
In hand (including foreign currencies)	4,179,956,157	3,598,852,097
Balance with Bangladesh Bank and its agent banks (including foreign currencies)	18,489,837,153	17,916,575,574
	22,669,793,310	21,515,427,671
Balance with other banks and financial institutions		
In Bangladesh	4,819,017,540	3,984,794,486
Outside Bangladesh	2,037,111,923	2,449,639,553
	6,856,129,463	6,434,434,039
Money at call and on short notice	4,498,970,000	6,897,100,000
Investments		
Government	67,809,418,243	50,963,038,896
Others	15,145,658,185	14,646,513,537
	82,955,076,428	65,609,552,433
Loans and advances/investments	2	
Loans, cash credit, overdrafts etc./investments	273,059,255,592	255,400,659,122
Bills purchased and discounted	15,635,979,843	12,270,968,683
	288,695,235,435	267,671,627,805
Fixed assets including premises, furniture and fixtures	9,379,361,888	9,337,295,160
Other assets	4,311,012,852	4,110,241,772
Non-banking assets	-	-
Total assets	419,365,579,376	381,575,678,880
LIABILITIES AND CAPITAL		
Liabilities		
Borrowings from other banks, financial institutions and agents		
Subordinated bond	11,800,000,000	11,800,000,000
Other borrowings	10,796,732,260	11,211,700,343
	22,596,732,260	23,011,700,343
Deposits and other accounts	3	
Current/AI-wadeeah current accounts and other accounts	48,233,039,404	40,472,065,762
Bills payable	4,138,606,343	4,494,551,361
Savings bank/Mudaraba savings bank deposits	29,919,087,571	27,259,920,347
Fixed deposits/Mudaraba fixed deposits	248,129,548,611	226,108,257,117
	330,420,281,929	298,334,794,587
Other liabilities	35,208,659,591	32,102,455,720
Total liabilities	388,225,673,780	353,448,950,650
Capital/shareholders' equity	4	
Paid up capital	11,599,419,720	10,544,927,020
Statutory reserve	11,186,984,454	10,094,153,565
Revaluation reserve	4,247,934,447	4,360,801,902
Other reserve	247,650,000	247,650,000
Foreign currency translation reserve	(22,740,605)	(28,918,605)
Retained earnings	3,870,571,866	2,898,043,836
Total shareholders' equity	31,129,819,882	28,116,657,718
Non-controlling interest	10,085,714	10,070,512
Total liabilities and shareholders' equity	419,365,579,376	381,575,678,880
OFF-BALANCE SHEET ITEMS		
Contingent liabilities		
Acceptances and endorsements	54,747,850,720	63,853,762,984
Letters of guarantee	20,310,343,460	19,197,993,041
Irrevocable letters of credit	38,872,295,900	36,374,559,306
Bills for collection	24,436,053,521	24,664,926,813
Other contingent liabilities	1,472,199,000	1,413,684,000
Total contingent liabilities	139,838,742,601	145,504,926,144
Other commitments		
Documentary credits and short term trade-related transactions	-	-
Forward assets purchased and forward deposits placed	-	-
Undrawn note issuance and revolving underwriting facilities	-	-
Undrawn formal standby facilities, credit lines and other commitments	-	-
Total other commitments	-	-
Total off-balance sheet items including contingent liabilities	139,838,742,601	145,504,926,144


Chairman


Director


Managing Director


Chief Financial Officer (Acting)


Company Secretary


Southeast Bank Limited and its Subsidiaries


Consolidated Profit and Loss Account
For the period ended 30 September 2019


Note	Provisional and unaudited			
	Jan 01, 2019 to Sep 30, 2019 Taka	Jan 01, 2018 to Sep 30, 2018 Taka	July 01, 2019 to Sep 30, 2019 Taka	July 01, 2018 to Sep 30, 2018 Taka
Interest income/profit on investments	19,788,438,921	17,484,855,089	6,965,713,901	6,106,293,352
Interest paid/profit shared on deposits and borrowings etc.	(16,245,982,004)	(13,993,470,735)	(5,761,624,765)	(4,902,895,873)
Net interest income/net profit on investments	3,542,456,917	3,491,384,354	1,204,089,136	1,203,397,479
Investment income	3,557,643,353	3,761,777,192	1,157,425,828	1,386,503,573
Commission, exchange and brokerage	2,865,791,330	2,702,674,265	977,271,138	926,975,941
Other operating income	694,563,758	655,549,213	202,703,056	206,457,550
	7,117,998,441	7,120,000,670	2,337,400,022	2,519,937,064
Total operating income (A)	10,660,455,358	10,611,385,024	3,541,489,158	3,723,334,543
Salaries and allowances	1,472,114,870	1,342,522,373	527,243,094	482,496,637
Rent, taxes, insurance, electricity, etc.	842,579,170	742,869,834	311,429,512	247,053,492
Legal expenses	1,613,518	1,073,089	1,061,038	215,239
Postage, stamp, telecommunication, etc.	132,504,095	145,506,893	43,740,965	47,232,630
Stationery, printing, advertisements, etc.	123,912,221	119,069,260	41,064,672	42,091,938
Managing Director's salary and fees	8,721,500	7,721,500	2,685,500	2,685,500
Directors' fees	2,181,664	2,062,099	685,394	512,749
Auditors' fees	750,000	750,000	250,000	250,000
Depreciation and repair	325,526,169	328,959,378	110,699,039	112,480,467
Other expenses	835,521,984	946,915,335	292,918,979	327,773,224
Total operating expenses (B)	3,745,425,191	3,637,449,761	1,331,778,193	1,262,791,876
Profit before provision (C=A-B)	6,915,030,167	6,973,935,263	2,209,710,965	2,460,542,667
Provision for loans and advances/investments				
General provision	257,596,000	(111,110,024)	12,496,000	(99,600,000)
Specific provision	995,619,219	2,486,788,908	480,756,122	1,316,303,191
	1,253,215,219	2,375,678,885	493,252,122	1,216,703,191
Provision for diminution in value of investments	232,100,000	477,472,879	124,207,150	(130,835,682)
Other provisions	(47,173,000)	(170,000,000)	(2,073,000)	37,200,000
Total provision (D)	1,438,142,219	2,683,151,763	615,386,272	1,123,067,509
Total profit before taxation (E=C-D)	5,476,887,948	4,290,783,500	1,594,324,693	1,337,475,158
Provision for taxation				
Current	2,208,541,637	1,858,995,161	904,052,852	451,405,806
Deferred	(7,500,000)	(40,000,000)	20,000,000	4,000,000
	2,201,041,637	1,818,995,161	924,052,852	455,405,806
Net profit after taxation	3,275,846,311	2,471,788,339	670,271,841	882,069,352
Net profit after taxation attributable to:				
Equity holders' of the Bank	3,275,831,109	2,471,724,081	670,272,285	882,009,620
Non-controlling interest	15,202	64,258	(444)	59,732
Net profit after taxation	3,275,846,311	2,471,788,339	670,271,841	882,069,352
Appropriations				
Statutory reserve	1,092,830,889	840,866,463	325,514,233	257,605,545
	1,092,830,889	840,866,463	325,514,233	257,605,545
Retained surplus during the period	2,183,015,422	1,630,921,877	344,757,608	624,463,807
Earnings per share (par value Taka 10)	2.82	2.13	0.58	0.76


Chairman


Director


Managing Director


Chief Financial Officer (Acting)


Company Secretary

Southeast Bank Limited and its Subsidiaries

Consolidated Cash Flow Statement

for the period ended 30 September 2019

	Provisional and unaudited	
	30 Sep 2019	30 Sep 2018
	Taka	Taka
A. Cash flows from operating activities:		
Interest receipts in cash	23,280,053,912	21,107,868,721
Interest payments	(12,839,765,832)	(11,179,124,194)
Dividend receipts	163,698,890	117,540,413
Fees and commission receipts in cash	2,865,791,330	2,702,674,265
Recoveries on loans previously written-off	666,200,781	279,321,115
Cash payments to employees	(1,480,836,370)	(1,350,243,873)
Cash payments to suppliers	(278,149,489)	(100,418,899)
Income taxes paid	(1,650,410,745)	(1,572,453,276)
Receipts from other operating activities	693,566,742	655,059,762
Payments for other operating activities	(1,897,224,471)	(1,886,901,738)
Operating profit before changes in operating assets and liabilities (i)	9,522,924,748	8,773,322,298
Increase (decrease) in operating assets and liabilities		
Sale of trading securities	276,041,447	1,050,921,356
Purchase of trading securities	(895,969,625)	(926,132,928)
Loans and advances to customers	(21,023,607,630)	(25,709,678,745)
Other assets	(68,661,816)	(340,105,358)
Deposits from other banks	(414,968,083)	832,083,247
Deposits from customers	29,488,551,116	11,501,363,772
Other liabilities	(132,160,634)	585,348,058
Cash generated from (used in) operating assets and liabilities (ii)	7,229,224,775	(13,006,200,598)
Net cash flows from operating activities (A+i+ii)	16,752,149,523	(4,232,878,300)
B. Cash flows from investing activities:		
Proceeds from sale of securities	81,054,654,576	37,120,009,929
Payments for purchase of securities	(81,648,743,319)	(33,970,552,660)
Purchase of fixed assets	(282,227,563)	(233,092,672)
Sale of fixed assets	3,188,557	489,451
Cash generated from (used in) investing activities (B)	(873,127,750)	2,916,854,049
C. Cash flows from financing activities:		
Receipts from issue of loan capital & debt security	-	5,000,000,000
Payment against lease obligation	-	(8,204,713)
Cash generated from (used in) financing activities (C)	-	4,991,795,287
D. Net increase (decrease) in cash and cash equivalents (A+B+C)	15,879,021,773	3,675,771,036
E. Effects of exchange rate changes on cash and cash equivalents	(1,304,950)	19,558,409
F. Cash and cash equivalents at beginning of the period	36,823,677,730	28,907,035,123
G. Cash and cash equivalents at end of the period (D+E+F)	52,701,394,553	32,602,364,568
Cash and cash equivalents at end of the period represents		
Cash in hand (including foreign currencies)	4,179,956,157	3,759,879,432
Balance with Bangladesh Bank and its agent banks (including foreign currencies)	18,489,837,153	15,803,469,360
Balance with other banks and financial institutions	6,856,129,463	6,988,055,476
Money at call and on short notice	4,498,970,000	5,046,300,000
Treasury bills	18,671,734,580	998,955,500
Prize bond	4,767,200	5,704,800
	52,701,394,553	32,602,364,568

Southeast Bank Limited and its Subsidiaries

Consolidated Statement of Changes in Equity
For the period ended 30 September 2019

Provisional and unaudited

Particulars	Paid up capital		Statutory reserve		Revaluation reserve		Other reserves		Translation reserve		Retained earnings		Total		Non-controlling interest		Total equity of the Group	
	Taka		Taka		Taka		Taka		Taka		Taka		Taka		Taka		Taka	
Balance as at 1 January 2019	10,544,927,020		10,094,153,565		4,360,801,902		247,650,000		(28,918,605)		2,898,043,836		28,116,657,718		10,070,512		28,126,728,230	
Changes in accounting policy/ Prior year adjustments	-		-		-		-		-		-		-		-		-	
Restated balance	10,544,927,020		10,094,153,565		4,360,801,902		247,650,000		(28,918,605)		2,898,043,836		28,116,657,718		10,070,512		28,126,728,230	
Surplus/deficit on account of revaluation of properties	-		-		-		-		-		-		-		-		-	
Surplus/deficit on account of revaluation of investments	-		-		(112,867,454)		-		-		-		(112,867,454)		-		(112,867,454)	
Currency translation differences	-		-		-		-		6,178,000		(5,979,490)		198,510		-		198,510	
Net gains and losses not recognized in the income statement	-		-		(112,867,454)		-		6,178,000		(5,979,490)		(112,668,944)		-		(112,668,944)	
Net profit for the period	-		-		-		-		-		3,275,831,109		3,275,831,109		15,202		3,275,846,311	
Issue of share capital/ Bonus share	1,054,492,700		-		-		-		-		(1,054,492,700)		-		-		-	
Transfer to Southeast Bank Staff Welfare Trust	-		-		-		-		-		(150,000,000)		(150,000,000)		-		(150,000,000)	
Appropriation made during the period	-		-		-		-		-		(1,092,830,889)		-		-		-	
Statutory reserve	-		1,092,830,889		-		-		-		-		-		-		-	
Balance as at 30 September 2019	11,599,419,720		11,186,984,454		4,247,934,447		247,650,000		(22,740,605)		3,870,571,866		31,129,819,882		10,085,714		31,139,905,596	
Balance as at 30 September 2018	10,544,927,020		10,010,866,463		4,504,958,728		247,650,000		(27,434,769)		2,978,545,910		28,259,513,352		10,115,061		28,269,628,413	

Southeast Bank Limited
Balance Sheet
as at 30 September 2019

PROPERTY AND ASSETS

Cash

In hand (including foreign currencies)
Balance with Bangladesh Bank and its agent banks
(including foreign currencies)

Balance with other banks and financial institutions

In Bangladesh
Outside Bangladesh

Money at call and on short notice

Investments

Government
Others

Loans and advances/investments

Loans, cash credit, overdrafts etc./investments
Bills purchased and discounted

Fixed assets including premises, furniture and fixtures

Other assets

Non - banking assets

Total assets

LIABILITIES AND CAPITAL

Liabilities

Borrowings from other banks, financial institutions and agents

Subordinated bond
Other borrowings

Deposits and other accounts

Current/Al-wadeeah current accounts and other accounts
Bills payable
Savings bank/Mudaraba savings bank deposits
Fixed deposits/Mudaraba fixed deposits

Other liabilities

Total liabilities

Capital/shareholders' equity

Paid up capital
Statutory reserve
Revaluation reserve
Other reserve
Retained earnings

Total shareholders' equity

Total liabilities and shareholders' equity

OFF-BALANCE SHEET ITEMS

Contingent liabilities

Acceptances and endorsements
Letters of guarantee
Irrevocable letters of credit
Bills for collection
Other contingent liabilities

Total contingent liabilities

Other commitments

Documentary credits and short term trade-related transactions
Forward assets purchased and forward deposits placed
Undrawn note issuance and revolving underwriting facilities
Undrawn formal standby facilities, credit lines and other commitments

Total other commitments

Total off-balance sheet items including contingent liabilities


Provisional and unaudited	
30 Sep 2019	31 Dec 2018
Taka	Taka
4,179,797,850	3,598,790,655
18,489,837,153	17,916,575,574
22,669,635,003	21,515,366,229
4,819,017,540	3,984,794,486
1,907,713,529	2,272,907,523
6,726,731,069	6,257,702,009
4,498,970,000	6,897,100,000
67,809,418,243	50,963,038,896
12,332,992,450	11,920,717,298
80,142,410,693	62,883,756,194
271,233,871,558	252,933,241,876
15,635,979,843	12,270,968,683
286,869,851,401	265,204,210,559
8,772,987,108	8,782,363,746
9,756,819,719	9,554,422,290
-	-
419,437,404,993	381,094,921,027

11,800,000,000	11,800,000,000
10,774,643,879	11,157,491,516
22,574,643,879	22,957,491,516
48,689,081,765	40,457,857,551
4,138,606,343	4,494,551,361
29,919,087,571	27,259,920,347
248,129,548,611	226,108,257,117
330,876,324,290	298,320,586,377
34,921,437,706	31,765,504,056
388,372,405,875	353,043,581,949
11,599,419,720	10,544,927,020
11,186,984,454	10,094,153,565
4,247,934,447	4,360,801,902
247,650,000	247,650,000
3,783,010,497	2,803,806,592
31,064,999,118	28,051,339,079
419,437,404,993	381,094,921,027


54,747,850,720	63,853,762,984
20,310,343,460	19,197,993,041
38,872,295,900	36,374,559,306
24,436,053,521	24,664,926,813
1,472,199,000	1,413,684,000
139,838,742,601	145,504,926,144
-	-
-	-
-	-
-	-
139,838,742,601	145,504,926,144


Chairman


Director


Managing Director


Chief Financial Officer (Acting)


Company Secretary

Southeast Bank Limited
Profit and Loss Account
For the period ended 30 September 2019

Provisional and unaudited

	Jan 01, 2019 to Sep 30, 2019	Jan 01, 2018 to Sep 30, 2018	July 01, 2019 to Sep 30, 2019	July 01, 2018 to Sep 30, 2018
	Taka	Taka	Taka	Taka
Interest income/profit on investments	19,771,643,939	17,464,743,030	6,961,396,687	6,095,099,940
Interest paid/profit shared on deposits and borrowings etc.	(16,251,729,299)	(13,992,105,503)	(5,768,177,016)	(4,901,420,016)
Net interest income/net profit on investments	3,519,914,640	3,472,637,527	1,193,219,671	1,193,679,924
Investment income	3,565,568,621	3,714,609,624	1,185,395,434	1,351,151,683
Commission, exchange and brokerage	2,785,728,625	2,618,034,575	958,444,704	904,486,422
Other operating income	673,483,378	623,224,485	196,818,249	192,692,338
	7,024,780,624	6,955,868,684	2,340,658,387	2,448,330,444
Total operating income (A)	10,544,695,264	10,428,506,211	3,533,878,058	3,642,010,368
Salaries and allowances	1,446,000,890	1,317,204,021	517,133,904	473,882,871
Rent, taxes, insurance, electricity, etc.	820,795,592	727,710,358	299,944,633	241,731,358
Legal expenses	1,479,580	1,066,900	927,100	215,325
Postage, stamp, telecommunication, etc.	131,863,055	144,573,157	43,505,300	46,980,558
Stationery, printing, advertisements, etc.	122,571,106	117,170,684	40,671,058	41,438,929
Managing Director's salary and fees	8,721,500	7,721,500	2,685,500	2,685,500
Directors' fees	2,037,664	1,894,099	645,394	480,749
Auditors' fees	750,000	750,000	250,000	250,000
Depreciation and repair of bank's assets	302,848,566	303,291,638	103,065,553	103,837,283
Other expenses	805,330,648	919,639,778	282,092,179	319,412,563
Total operating expenses (B)	3,642,398,601	3,541,022,135	1,290,920,621	1,230,915,136
Profit before provision (C=A-B)	6,902,296,663	6,887,484,076	2,242,957,437	2,411,095,232
Provision for loans and advances/investments				
General provision	257,596,000	(111,110,024)	12,496,000	(99,600,000)
Specific provision	995,619,219	2,486,788,908	480,756,122	1,316,303,191
	1,253,215,219	2,375,678,884	493,252,122	1,216,703,191
Provision for diminution in value of investments	232,100,000	477,472,879	124,207,150	(130,835,682)
Other provisions	(47,173,000)	(170,000,000)	(2,073,000)	37,200,000
Total provision (D)	1,438,142,219	2,683,151,763	615,386,272	1,123,067,509
Total profit before taxation (C-D)	5,464,154,444	4,204,332,313	1,627,571,165	1,288,027,723
Provision for taxation				
Current	2,200,000,000	1,850,000,000	900,000,000	445,000,000
Deferred	(7,500,000)	(40,000,000)	20,000,000	4,000,000
	2,192,500,000	1,810,000,000	920,000,000	449,000,000
Net profit after taxation	3,271,654,444	2,394,332,313	707,571,165	839,027,723
Appropriations				
Statutory reserve	1,092,830,889	840,866,463	325,514,233	257,605,545
	1,092,830,889	840,866,463	325,514,233	257,605,545
Retained surplus during the period	2,178,823,555	1,553,465,851	382,056,932	581,422,178
Earnings per share (par value Taka 10)	2.82	2.06	0.61	0.72


Chairman


Director


Managing Director


Chief Financial Officer (Acting)


Company Secretary

Southeast Bank Limited

Cash Flow Statement

for the period ended 30 September 2019

	Provisional and unaudited	
	30 Sep 2019	30 Sep 2018
	Taka	Taka
A. Cash flows from operating activities:		
Interest receipts in cash	23,263,258,930	21,087,756,661
Interest payment	(13,418,311,120)	(11,177,758,962)
Dividend receipts	145,685,659	87,191,614
Fees and commission receipts in cash	2,785,728,625	2,618,034,575
Recoveries on Loans previously written-off	666,200,781	279,321,115
Cash payments to employees	(1,454,722,390)	(1,324,925,521)
Cash payments to suppliers	(276,808,374)	(98,520,323)
Income taxes paid	(1,629,460,250)	(1,492,341,343)
Receipts from other operating activities	672,486,362	622,735,034
Payments for other operating activities	(1,859,800,458)	(1,858,045,635)
Operating profit before changes in operating assets and liabilities (i)	8,894,257,765	8,743,447,216
Increase (decrease) in operating assets and liabilities		
Sale of trading securities	276,041,447	1,050,921,356
Purchase of trading securities	(895,969,625)	(926,132,928)
Loans and advances to customers	(21,665,640,842)	(25,681,520,835)
Other assets	(89,210,141)	(348,985,015)
Deposits from other banks	(382,847,637)	767,430,876
Deposits from customers	29,958,801,688	11,488,910,887
Other liabilities	622,398,585	612,722,200
Cash generated from (used in) operating assets and liabilities (ii)	7,823,573,474	(13,036,653,459)
Net cash flows from operating activities (A=i+ii)	16,717,831,239	(4,293,206,243)
B. Cash flows from investing activities:		
Proceeds from sale of securities	81,054,654,576	37,120,009,929
Payments for purchase of securities	(81,648,743,319)	(33,970,552,660)
Purchase of fixed assets	(206,850,508)	(233,022,387)
Sale of fixed assets	3,188,557	489,451
Cash generated from (used in) investing activities (B)	(797,750,695)	2,916,924,334
C. Cash flows from financing activities:		
Receipts from issue of loan capital & debt security	-	5,000,000,000
Payment against lease obligation	-	(8,204,713)
Cash generated from (used in) financing activities (C)	-	4,991,795,287
D. Net increase (decrease) in cash and cash equivalents (A+B+C)	15,920,080,544	3,615,513,378
E. Effects of exchange rate changes on cash and cash equivalents	4,873,050	6,266,405
F. Cash and cash equivalents at beginning of the period	36,646,884,258	28,789,533,363
G. Cash and cash equivalents at end of the period (D+E+F)	52,571,837,852	32,411,313,146
Cash and cash equivalents at end of the period represents		
Cash in hand (including foreign currencies)	4,179,797,850	3,757,045,557
Balance with Bangladesh Bank and its agent banks (including foreign currencies)	18,489,837,153	15,803,469,360
Balance with other banks and financial institutions	6,726,731,069	6,799,837,928
Money at call and on short notice	4,498,970,000	5,046,300,000
Treasury bills	18,671,734,580	998,955,500
Prize bond	4,767,200	5,704,800
	52,571,837,852	32,411,313,145

Southeast Bank Limited

Statement of Changes in Equity
For the period ended 30 September 2019

Provisional and unaudited

Particulars	Paid up capital		Statutory reserve		Revaluation reserve		Other reserves		Retained earnings		Total	
	Taka		Taka		Taka		Taka		Taka		Taka	
Balance as at 1 January 2019	10,544,927,020		10,094,153,565		4,360,801,902		247,650,000		2,803,806,592		28,051,339,079	
Changes in accounting policy/ prior year adjustments	-		-		-		-		-		-	
Restated balance	10,544,927,020		10,094,153,565		4,360,801,902		247,650,000		2,803,806,592		28,051,339,079	
Surplus/deficit on account of revaluation of properties	-		-		-		-		-		-	
Surplus/deficit on account of revaluation of investments	-		-		(112,867,454)		-		-		(112,867,454)	
Currency translation differences	-		-		-		-		4,873,050		4,873,050	
Net gains and losses not recognized in the income statement	-		-		(112,867,454)		-		4,873,050		(107,994,404)	
Net profit for the period	-		-		-		-		3,271,654,444		3,271,654,444	
Issue of share capital/ Bonus share	1,054,492,700		-		-		-		(1,054,492,700)		-	
Transfer to Southeast Bank Staff Welfare Trust	-		-		-		-		(150,000,000)		(150,000,000)	
Appropriation made during the period	-		-		-		-		(1,092,830,889)		-	
Statutory reserve	-		1,092,830,889		-		-		-		-	
Balance as at 30 September 2019	11,599,419,720		11,186,984,454		4,247,934,447		247,650,000		3,783,010,497		31,064,999,118	
Balance as at 30 September 2018	10,544,927,020		10,010,866,463		4,504,958,728		247,650,000		2,824,660,195		28,133,062,406	

Southeast Bank Limited and its subsidiaries
Notes to the Financial Statements
As at and for the period ended 30 September 2019

1. Reporting entity

1.1 Change of accounting policy

Accounting policies in these financial statements are same as those applied in its last annual financial statements of December 31, 2018.

1.2 Basis of consolidation

The consolidated financial statements include the financial statements of Southeast Bank Limited and its three subsidiaries, Southeast Bank Capital Services Limited, Southeast Financial Services (UK) Limited, Southeast Exchange Company (South Africa) Pty Limited, for the period ended on September 30, 2019. Southeast Bank Limited closed operation of one subsidiary named of Southeast Financial Services (Australia) Pty Ltd after obtaining permission from the Bangladesh Bank vide letter no BRPD(AM) 204/13/2019-3580 dated 09 May 2019.

1.3 Earnings per share

The Group and the Bank present basic earnings per share (EPS) data for its ordinary shares. Basic EPS is calculated by dividing the profit or loss attributable to ordinary shareholders of the Group/ Bank by the weighted average number of ordinary shares outstanding during the period.

	<u>30 Sep 2019</u>	<u>31 Dec 2018</u>
	<u>Taka</u>	<u>Taka</u>
2 Consolidated Loans and advances/investments		
Loans, cash credit, overdrafts etc./investments		
Southeast Bank Limited	271,233,871,558	252,933,241,876
Southeast Bank Capital Services Limited	1,825,384,034	2,467,417,246
	<u>273,059,255,592</u>	<u>255,400,659,122</u>
Bills purchased and discounted		
Southeast Bank Limited	15,635,979,843	12,270,968,683
Southeast Bank Capital Services Limited	-	-
	<u>15,635,979,843</u>	<u>12,270,968,683</u>
	<u>288,695,235,435</u>	<u>267,671,627,805</u>
3 Consolidated deposits and other accounts		
Current/Al-wadeeah current accounts and other accounts		
Southeast Bank Limited	48,689,081,765	40,457,857,551
Southeast Bank Capital Services Limited	78,322,668	37,532,362
	<u>48,767,404,433</u>	<u>40,495,389,913</u>
Less: Inter company balance eliminated	534,365,029	23,324,151
	<u>48,233,039,404</u>	<u>40,472,065,762</u>
Bills payable		
Southeast Bank Limited	4,138,606,343	4,494,551,361
	<u>4,138,606,343</u>	<u>4,494,551,361</u>
Savings bank/Mudaraba savings bank deposits		
Southeast Bank Limited	29,919,087,571	27,259,920,347
	<u>29,919,087,571</u>	<u>27,259,920,347</u>
Fixed deposits/Mudaraba fixed deposits		
Southeast Bank Limited	248,129,548,611	226,108,257,117
	<u>248,129,548,611</u>	<u>226,108,257,117</u>
	<u>330,420,281,929</u>	<u>298,334,794,587</u>
4 Share Capital		
Authorised		
<u>1,500,000,000</u> Ordinary shares of Tk 10 each	<u>15,000,000,000</u>	<u>15,000,000,000</u>
Issued, subscribed and paid up		
378,164,970 ordinary shares of Tk 10 each issued for cash	3,781,649,700	3,781,649,700
<u>781,777,002</u> ordinary shares of Tk 10 each issued as bonus shares	<u>7,817,770,020</u>	<u>6,763,277,320</u>
	<u>11,599,419,720</u>	<u>10,544,927,020</u>
Shareholders' Equity		
Paid up capital	11,599,419,720	10,544,927,020
Statutory reserve	11,186,984,454	10,094,153,565
Revaluation reserve	4,247,934,447	4,360,801,902
Other reserve	247,650,000	247,650,000
Foreign currency translation reserve	(22,740,605)	(28,918,605)
Retained earnings	3,870,571,866	2,898,043,836
	<u>31,129,819,882</u>	<u>28,116,657,718</u>

5 Consolidated Earnings per share	Jan 01, 2019 to Sep 30, 2019	Jan 01, 2018 to Sep 30, 2018	July 01, 2019 to Sep 30, 2019	July 01, 2018 to Sep 30, 2018
	Taka	Taka	Taka	Taka
Net profit after tax for the period (Taka)	3,275,846,311	2,471,788,339	670,271,841	882,069,352
Number of ordinary shares outstanding	1,159,941,972	1,159,941,972	1,159,941,972	1,159,941,972
Earnings per share (EPS) (Taka)*	2.82	2.13	0.58	0.76

Earnings per share

Net profit after tax for the period (Taka)	3,271,654,444	2,394,332,313	707,571,165	839,027,723
Number of ordinary shares outstanding	1,159,941,972	1,159,941,972	1,159,941,972	1,159,941,972
Earnings per share (EPS) (Taka)*	2.82	2.06	0.61	0.72

* Earnings per share has been calculated in accordance with IAS 33: Earnings Per Share (EPS). Previous year's figures have been restated for the issue of bonus shares during the year.

6 Consolidated Net Asset Value (NAV) per share	30 Sep 2019	30 Sep 2018
	Taka	Taka
Net Asset Value (NAV)	31,129,819,882	28,259,513,352
Number of ordinary shares outstanding	1,159,941,972	1,054,492,702
Net Asset Value (NAV) per share	26.84	26.80

Net Asset Value (NAV) per share

Net Asset Value (NAV)	31,064,999,118	28,133,062,406
Number of ordinary shares outstanding	1,159,941,972	1,054,492,702
Net Asset Value (NAV) per share	26.78	26.68

7 Consolidated Net Operating Cash Flow per share

Net Operating Cash Flow	16,752,149,523	(4,232,878,300)
Number of ordinary shares outstanding	1,159,941,972	1,054,492,702
Net Operating Cash Flow per share (NOCFPS)*	14.44	(4.01)

Net Operating Cash Flow per share

Net Operating Cash Flow	16,717,831,239	(4,293,206,243)
Number of ordinary shares outstanding	1,159,941,972	1,054,492,702
Net Operating Cash Flow per share (NOCFPS)*	14.41	(4.07)

*Net operating cash flow per share (NOCFPS) increased due to higher deposit mobilization from customers than loan disbursement and considerably higher cash recovery from previously written off loan as compare to third quarter (Q3) of last year.

The Financial Statements of the bank for Third Quarter (Q3) ended on 30 September 2019 are available in website. The address of the website is www.southeastbank.com.bd